

## AAC SERIES ELECTRIC HEAT AIR HANDLER

## CEILING MOUNT

**APPLICATION VERSATILITY**

Built-in mounting tabs for ceiling or furrdown mounting. Louvered ceiling access panel has separate frame that attaches to ceiling joists. Solid access panel available for use with end return installations. Can be AHRI matched with most brands of air conditioners or heat pumps.

- A2L refrigerants require a Refrigerant Detection System (RDS) for compliance. In accordance to UL 60335 Refrigerant Detection Systems are factory-installed on A2L refrigerant ready air handlers.
- ETL listed for R22 and 410A. ETL listed for R454B and R32 with Refrigerant Detection System (RDS).

**MOTOR**

Equipped with direct drive multi-speed blowers circulate air quietly and efficiently. Two speed motors allow for precise air volume selection. Motor speeds can be easily selected via motor terminals. Blowers mounted on rails so they can be easily removed for service.

**CABINET**

Sturdy, fully insulated galvanized steel cabinet with painted front panels.

**ELECTRIC HEATERS**

Models with electric heat include sequencers and temperature limit switches for safe, efficient operation.

**BLOWER**

Direct drive multi-speed blowers circulate air quietly and efficiently. 2-Speed motors allow for precise air volume selection. Motor speeds can be easily selected via motor terminals. Blowers mounted on rails so they can be easily removed for service.

**ELECTRONIC CONTROLS**

Units available with either circuit breakers or terminal blocks. Controls easily accessible from the front for easy service. Fan time delay relay standard for increased efficiency. Electrical connections can be made from the top, left, or right.

**ELECTRONIC CIRCUIT BOARD**

Electronic circuit board provides 30 secs ON/OFF blower time delay extracting more heat/cool from the coil.

**DX COIL**

High-Efficiency rifled copper tubes/enhanced aluminum fins provide maximum heat transfer. All coils immersion tested at 500 psi, followed by nitrogen pressurization and factory sealing to ensure optimal system integrity and long-term reliability. Liquid-line Schrader allows pre-installation pressure assurance testing. Available with either orifice or TXV metering device. Field-installable bolt-on TXVs are also available. Primary and secondary condensate drain. All drain connections are 3/4" NPT. Access door allows for coil cleaning.

**CUSTOMIZATION**

Factory or field-installable TXV. OEM color matched cabinets. High temperature plastic drain pans.


**WARRANTY** Free five-year limited parts warranty.

**OPTIONS** See options menu.

AAC-SS-AH-018-A

**HELPFUL LINKS****VIEW PRODUCT ONLINE**

For full warranty terms and conditions, please refer to the Warranty Information section on Aspen's official website.

**AHRI QUICK MATCH TOOL**

Identify the correct AHRI-certified match for any Aspen coil, air handler, or Aspen PRO air handler. Available on the Resources page.



In keeping with its commitment to continuous improvement, Aspen Manufacturing reserves the right to make changes without notice and incurring obligation. To stay up-to-date with this product and Aspen's trusted line of coils, air handlers, and more, go to our website. © 2025 Aspen Manufacturing. All Rights Reserved

Customer Service: info@aspenmfg.com • Warranty Team: warranty@aspenmfg.com • Phone: 281.441.6500 • Toll Free: 800.423.9007 • Fax: 281.441.6510

HEATING/COOLING PERFORMANCE & ELECTRICAL DATA										
MODEL	PERFORMANCE DATA						ELECTRICAL DATA			
	NOM. COOLING BTU	ELECTRIC HEAT KIT	HEATING		HEATING CAPACITY		MIN. CIRCUIT AMPACITY		MAX. BREAKER OR FUSE SIZE	
			KW		MBTUH		MCA2		MFU	
			208V	240V	208V	240V	208V	240V	208V	240V
AAC 18	18,000	G(C,T)S00	0.0	0.0	0.0	0.0	1.8	1.8	15	15
		G(C,T)S03	2.3	3.0	7.8	10.2	15.3	17.4	20	20
		G(C,T)S05	3.8	5.0	12.6	16.7	23.4	26.8	25	30
		G(C,T)S08	6.0	8.0	20.8	27.3	37.8	43.4	40	45
		G(C,T)S10	7.5	10.0	25.6	33.4	45.0	51.8	45	60
AAC 24	24,000	G(C,T)S00	0.0	0.0	0.0	0.0	1.8	1.8	15	15
		G(C,T)S03	2.3	3.0	7.8	10.2	15.3	17.4	20	20
		G(C,T)S05	3.8	5.0	12.6	16.7	23.4	26.8	25	30
		G(C,T)S06	6.0	8.0	20.8	27.3	37.8	43.4	40	45
		G(C,T)S08	7.5	10.0	25.6	33.4	45.0	51.8	45	60
AAC 30	30,000	G(C,T)S00	0.0	0.0	0.0	0.0	3.3	3.3	15	15
		G(C,T)S03	2.3	3.0	7.8	10.2	16.8	18.9	20	20
		G(C,T)S05	3.8	5.0	12.6	16.7	24.9	28.3	25	30
		G(C,T)S08	6.0	8.0	20.8	27.3	39.3	44.9	40	45
		G(C,T)S10	7.5	10.0	25.6	33.4	46.5	53.3	50	60
AAC 36/37	36,000	G(C,T)S00	0.0	0.0	0.0	0.0	3.3	3.3	15	15
		G(C,T)S03	2.3	3.0	7.8	10.2	16.8	18.9	20	20
		G(C,T)S05	3.8	5.0	12.6	16.7	24.9	28.3	25	30
		G(C,T)S06	6.0	8.0	20.8	27.3	39.3	44.9	40	45
		G(C,T)S08	7.5	10.0	25.6	33.4	46.5	53.3	50	60

BLOWER DATA									
MODEL	PSC MOTOR				CFM VS EXTERNAL STATIC* (DRY COIL)				
	SPEED TAP	HP	AMPS	VOLT	0.1	0.2	0.3	0.4	0.5
AAC 18/24	LOW	1/5	1.4	240	890	850	820	790	760
	HIGH	1/5	1.4		1020	990	975	940	890
AAC 30/36	LOW	1/3	2.6		1115	1070	1010	960	900
	HIGH	1/3	2.6		1230	1170	1120	1050	980
AAC 37	LOW	1	7.0		1075	1030	970	820	960
	HIGH	1	7.0		1190	1130	1080	1010	940

\* Dry coil with filter †For 208 operation multiply by 0.90

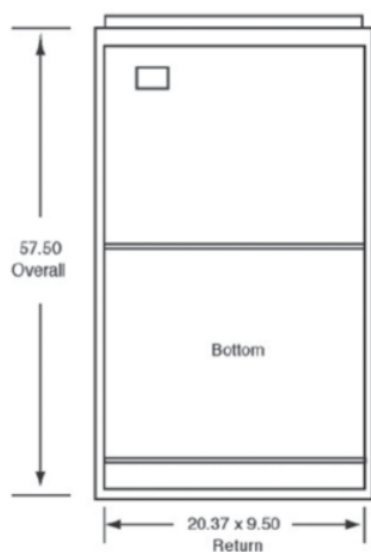
ELECTRIC HEAT KIT NOMENCLATURE			
HEAT KIT SERIES	POWER CONNECTION	CABINET SIZE & NOM. TON.	HEAT STRIP
G	C	S	03
CEILING MOUNT ELECTRIC HEAT	<b>C</b> = CIRCUIT BREAKER <b>T</b> = TERMINAL BLOCK	<b>S (SMALL)</b> 18-37	<b>03</b> = 3 KW <b>08</b> = 8 KW <b>05</b> = 5 KW <b>10</b> = 10 KW

In keeping with its commitment to continuous improvement, Aspen Manufacturing reserves the right to make changes without notice and incurring obligation. To stay up-to-date with this product and Aspen's trusted line of coils, air handlers, and more, go to our website. © 2025 Aspen Manufacturing. All Rights Reserved

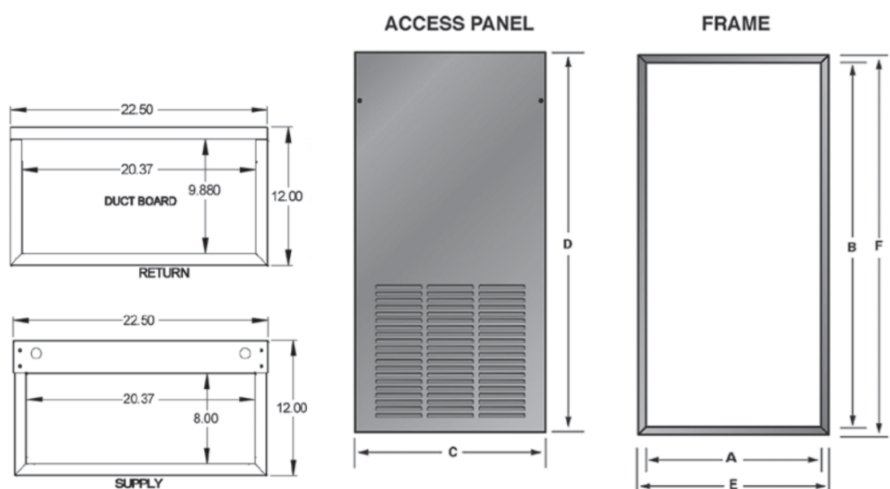
Customer Service: info@aspenmfg.com   Warranty Team: warranty@aspenmfg.com   Phone: 281.441.6500   Toll Free: 800.423.9007   Fax: 281.441.6510

AAC DIMENSIONS (In.) - Figure 1								
MODEL	A	B)	C	OPENING SIZE		FILTER	SHIPPING INFO	
				D	E		WEIGHT	SKID QTY
AAC18	57-1/2 [146]	22-1/2 [57]	12 [20]	20-3/8 [52]	8 [20]	20X20	91	6
AAC24								
AAC30							100	
AAC36/37								

## FIGURE 1



## FIGURE 2



INSTALLATION CLEARANCES (In.)		
G	OPERATION	SERVICE
TOP	0	0
FRONT		30"
SIDES		0
REAR		0

**Customer Service:** [info@aspenmfq.com](mailto:info@aspenmfq.com) **Warranty Team:** [warranty@aspenmfq.com](mailto:warranty@aspenmfq.com) **Phone:** 281.441.6500 **Toll Free:** 800.423.9007 **Fax:** 281.441.6510