

CX SERIES COILS

DEDICATED HORIZONTAL COPPER COIL



Unit shown with service panels removed.
Representative image only. Some models
may vary in appearance.

STANDARD FEATURES

- Rifled copper tubing, enhanced aluminum fins.
- Immersion tested at 500 psi, followed by nitrogen pressurization and factory sealing to ensure optimal system integrity and long-term reliability.
- Refrigerant lines exit top of coil. Schrader valve on liquid line or internally mounted factory installed TXV for pressure assurance testing. Refrigerant and plumbing connections:
 - **All Drain Pan Connections:** 3/4" NPT
- Heavy duty polypropylene drain pans.
- Inlet and outlet opening dimensions are identical (without end caps).
- Three-piece service door on top for easy service access.
- Fully insulated cabinets with faced insulation.
- AHRI certifiable with all brands of A/C and heat pump systems.
- A2L refrigerants require a Refrigerant Detection System (RDS) for compliance.
- ETL listed for R22 and 410A. ETL listed for R454B and R32 with Refrigerant Detection System (RDS).

WARRANTY

- Ten-year limited warranty with registration.


CX-SS-C-007

HELPFUL LINKS



VIEW PRODUCT ONLINE

For full warranty terms and conditions, please refer to the Warranty Information section on Aspen's official website.



AHRI QUICK MATCH TOOL

Identify the correct AHRI-certified match for any Aspen coil, air handler, or Aspen PRO air handler. Available on the Resources page.



R-410A • R-22 • R-454B • R-32
REFRIGERANT READY
WHEN PROPER METERING DEVICE IS USED



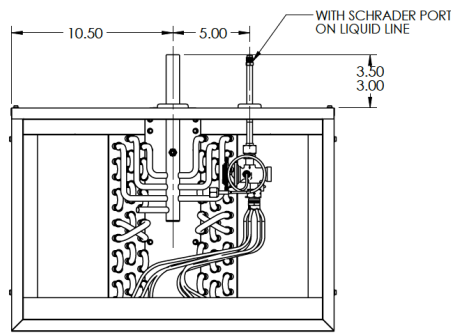
In keeping with its commitment to continuous improvement, Aspen Manufacturing reserves the right to make changes without notice and incurring obligation. To stay up-to-date with this product and Aspen's trusted line of coils, air handlers, and more, go to our website. © 2025 Aspen Manufacturing. All Rights Reserved

Customer Service: info@aspenmfg.com • Warranty Team: warranty@aspenmfg.com • Phone: 281.441.6500 • Toll Free: 800.423.9007 • Fax: 281.441.6510

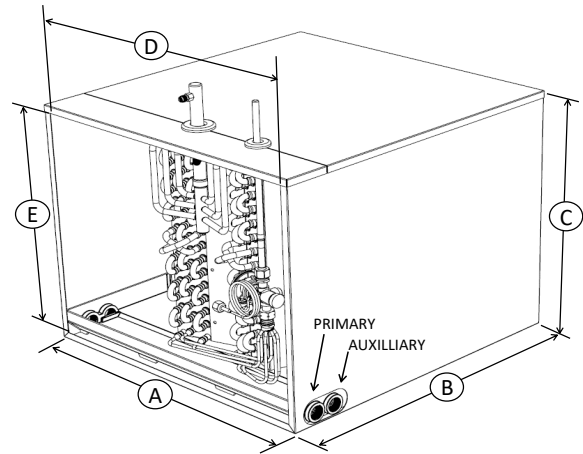


PERFORMANCE & DIMENSIONAL DATA (In.) - FIGURE 1										
COIL MODEL	NOM. CAPACITY (BTU)	FLOWRATOR SIZE	DIMENSIONS					SHIPPING INFO.		
			CABINET			INSIDE		WEIGHT (LBS)		SKID QTY
			WIDTH	DEPTH	HEIGHT	WIDTH	HEIGHT	# OF ROWS		
		R-410A	A"	B"	C"	D"	E"	3	4	
CX24A*	24,000	0.055	21	22	14-1/2	20	13-1/2	35	39	16
CX24B*		0.055	21	22	15	20	14	37	42	16
CX24E*		0.055	21	27	17-1/2	20	16-1/2	50	57	16
CX30A*	30,000	0.059	21	22	15	20	14	37	42	16
CX30E*		0.059	21	27	17-1/2	20	16-1/2	50	57	16
CX36A*	36,000	0.068	21	22	15	20	14	37	42	16
CX36B*		0.068	21	27	17-1/2	20	16-1/2	47	53	16
CX36C*		0.068	21	22	17-1/2	20	16-1/2	41	47	16
CX36D*		0.068	21	32	21	20	20	56	65	6
CX36E*		0.068	21	27	21	20	20	58	67	12
CX42C*	42,000	0.074	21	27	21	20	20	65	74	12
CX42D*		0.074	21	32	21	20	20	49	56	6
CX48A*	48,000	0.080	21	27	17-1/2	20	16-1/2	56	64	16
CX48B*		0.080	21	27	21	20	20	56	65	12
CX48C*		0.080	21	27	21	20	20	66	75	12
CX48D*		0.080	21	32	21	20	20	58	67	6
CX60A*	60,000	0.089	21	27	21	20	20	66	75	6
CX60B*		0.089	21	32	21	20	20	77	90	6
CX60C*		0.089	21	32	24-1/2	20	23-1/2	79	91	6
CX60D*		0.089	21	32	25	20	24	82	95	6
CX60E*		0.089	21	32	25	20	24	69	79	6
CX60F*		0.089	21	32	24-1/2	20	23-1/2	69	79	6

FIGURE 1



CX CONFIGURATION
(REFERENCE ONLY)



DRAIN PAN TEMPERATURE TABLE	
DRAIN PAN TYPE	TEMP LIMITS
Plastic - Standard	290°

In keeping with its commitment to continuous improvement, Aspen Manufacturing reserves the right to make changes without notice and incurring obligation. To stay up-to-date with this product and Aspen's trusted line of coils, air handlers, and more, go to our website. © 2025 Aspen Manufacturing. All Rights Reserved