


ASPENPRO CASED & UNCASD PBS/T SERIES CEILING MOUNT HYDRONIC HEAT DX COOL AIR HANDLER

FEATURES, BENEFITS, DIMENSIONS, & SPECIFICATIONS

CASD



UNCASD



Unit shown with service panels removed. Representative drawing only. Some models may vary in appearance. Due to continuous product improvement, specifications are subject to change without notice.

WARRANTY

ONE YEAR LIMITED
PARTS WARRANTY

APPLICATION VERSATILITY

Built-in mounting tabs for ceiling or fur-down mounting. Compatible with most brands of air conditioners and heat pumps. Optional louvered ceiling access panel has separate frame that attached to ceiling joists. Optional solid ceiling panel available for use with ducted return. Less than 2% air leakage when tested in accordance with ASHRAE standard 193. Field convertible front and bottom return. Wall hanging bracket included standard.

MOTOR

Direct drive blowers circulate air quietly and efficiently. Multiple speeds allow for precise air volume selection. Air moving system is plated mounted to allow for easy removal and service.

ELECTRONIC CONTROLS

PBS Series: Electronic circuit board provides 30 secs ON/OFF blower time delay extracting more heat/cool from the coil.

PBT Series: Electronic board controls the functioning of system, increasing system reliability. Standard factory installed freeze stat wired into circulating pump control circuit. Standard factory installed fan time delay relay for increased efficiency and maximize capacity. Standard factory installed pump cycle timer circulates hot water every four hours to prevent coil freeze during off-cycle.

- Rifled copper tube/enhanced aluminum fins DX and hydronic coils for more efficient heat transfer
- Schrader valve on DX and hydronic coils for "hiss-test" leak check
- Factory installed service switch
- Factory installed freeze protection
- Low leak cabinet design*

LOW LEAKAGE CABINET

Less than 2% air leakage from cabinet when installed in enclosure and tested in accordance with ASHRAE 193. Sturdy, fully insulated galvanized enclosure with ducted return available as option.

DIRECT EXPANSION/HYDRONIC COILS

High efficiency rifled copper tube and enhanced aluminum fins provide maximum heat transfer. All coils are immersion tested at 500 PSI and nitrogen charged for maximum reliability. Schrader valve allows for "hiss-test" pre-installation pressure test. Available with factory installed orifice or TXV. Primary and secondary DX condensate drain with 3/4" NPT connections. Powder-painted galvanized drain pan. Hydronic coils suitable for potable water applications.

- ETL listed for use with R-22, R-410A, R-454B, and R-32 when a proper metering device is used.
- In accordance to UL 60335 Refrigerant Detection Systems are field-installed on A2L refrigerant ready air handlers.



WANT MORE INFORMATION ON THE ASPENPRO PB(S/T) SERIES HYDRONIC CEILING MOUNT AIR HANDLERS?

SCAN QR CODE TO VISIT THIS PRODUCT ON OUR WEBSITE

*For complete warranty details, please visit our Warranty Information tab when you visit Aspen's website.
To view this coil's product information online for the most up-to-date information scan the QR Code.*

In keeping with its commitment to continuous improvement, Aspen Manufacturing reserves the right to make changes without notice and incurring obligation. To stay up-to-date with this product and Aspen's trusted line of coils, air handlers, and more, go to our website. AP-PBS-PBT-Spec-2025-03

PB(S/T) HEATING/COOLING PERFORMANCE AND ELECTRICAL DATA

MODEL	HYDRONIC HEAT		PERFORMANCE DATA				ELECTRICAL DATA				
	NOM. COOL. (BTUs)	HEAT GPM	PRESS. DROP (FT. WTR)	BTU @ ENTERING WATER TEMP. °F			MIN. CIRCUIT AMPACITY (MCA)				MAX. BREAKER OR FUSE SIZE
				120°	140°	180°	L	P	8	R	120V
PB(S/T) 26	24,000	2.0	2.2	15700	22000	34600	4.75	5.53	5.59	-	15A
		3.0	4.3	17000	23800	37400	4.75	5.53	5.59		
		4.0	6.8	17600	24700	38800	4.75	5.53	5.59		
PB(S/T) 32	30,000	2.0	2.2	17300	24200	38000	4.75	5.53	5.59		
		3.0	4.3	18800	26300	41300	4.75	5.53	5.59		
		4.0	6.8	19600	27500	43200	4.75	5.53	5.59		
PB(S/T) 33	36,000	2.0	2.2	19700	27600	43400	5.75	6.53	6.59		
		3.0	4.3	21700	30400	47400	5.75	6.53	6.59		
		4.0	6.8	22800	31900	50100	5.75	6.53	6.59		
PB(S/T) 37		2.0	2.2	19700	27600	43400	5.75	6.53	6.59		
		3.0	4.3	21700	30400	47800	5.75	6.53	6.59		
		4.0	6.8	22800	31900	50100	5.75	6.53	6.59		

PB(S/T) BLOWER DATA

MODEL	PSC MOTOR				CFM VS. STATIC PRESSURE				
	SPEED	HP	FLA	VOLT	0.1	0.2	0.3	0.4	0.5
PB(S/T) 26	HIGH	1/3	3.80	120	975	900	830	745	680
	LOW	1/3	3.80		900	840	770	690	620
PB(S/T) 32	HIGH	1/5 (2)	4.60		1055	965	865	755	605
	LOW	1/5 (2)	4.60		1015	915	815	705	565
PB(S/T) 33	HIGH	1/5 (2)	4.60		1235	1150	1040	925	830
	LOW	1/5 (2)	4.60		1050	980	900	800	680

PB(S/T) AIR HANDLER CHASSIS NOMENCLATURE (ELECTRIC CEILING MOUNT)

BRAND	VOLTAGE	CONFIGUR.	NOM. TON.	METERING DEVICE	OPTION CODE
P	B	S/T	18/23	4/G	-000
ASPEN PRO	120V PSC MOTOR CONSTANT TORQUE HYDRONIC HANDLER	S = UNCASED CEILING MOUNT T = CASED CEILING MOUNT	24 = 24,000 30 = 30,000 36 = 36,000 (MBTUH)	A1 4 = R410A (TXV NON-BLEED A/C or H/P) X = R22 (TXV NON-BLEED A/C or H/P) B = R22 (TXV 20% BLEED A/C or H/P) 6 = R410A (TXV 20% BLEED A/C or H/P) F = R22 (PISTON) G = R410A (PISTON) A2L J = R454B (TXV NON-BLEED A/C or H/P) K = R454B (TXV 20% BLEED A/C or H/P) D = R32 (TXV NON-BLEED A/C or H/P) M = R32 (PISTON) N = R454B (PISTON)	OPTION CODE

HYDRONIC HEAT NOMENCLATURE

HEAT KIT SERIES	POWER CONNECTION	ROWS	CABINET SIZE & NOM. TON.	PUMP TYPE
Z	T	2	S	P
WATER HEAT HYDRONIC	T = TERMINAL BLOCK	2 = 2 ROW HYDRONIC COIL	M (MEDIUM) 26/32 L (LARGE) 33/37	L = No Pump P = Taco 006 pump (factory installed) 8 = Taco 008 pump high head (factory installed) R = Taco 009 pump high head (to be mounted external to all units except for multi-position units)

In keeping with its commitment to continuous improvement, Aspen Manufacturing reserves the right to make changes without notice and incurring obligation. To stay up-to-date with this product and Aspen's trusted line of coils, air handlers, and more, go to our website. AP-PBS-PBT-Spec-2025-03

ACCESS DOOR

VERSATILITY

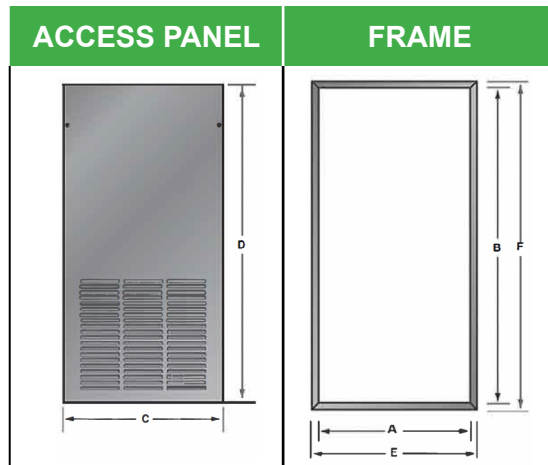
Equipped with hidden frame feature. Fastens to the outside wall surface and does not have to perfectly match the hole opening. Frame screws are not visible after installation. Available in either solid (S) or Louvered (L) style.

MATERIALS

Galvanized steel construction with smooth powder paint finish.

FILTER

20" x 20" x 1" field supplied.



PBT SERIES - CAP KIT PART NUMBER (In.)

ASPENPRO MODEL	PART NUMBER	ENCLOSURE SIZE
PBT26/32	CAP-7	60X24X11
PBT33/37	CAP-8	67X24X11

NOTE: CAP kit is an insulated panel that covers the entire bottom opening and is utilized for optional ducted return configuration.

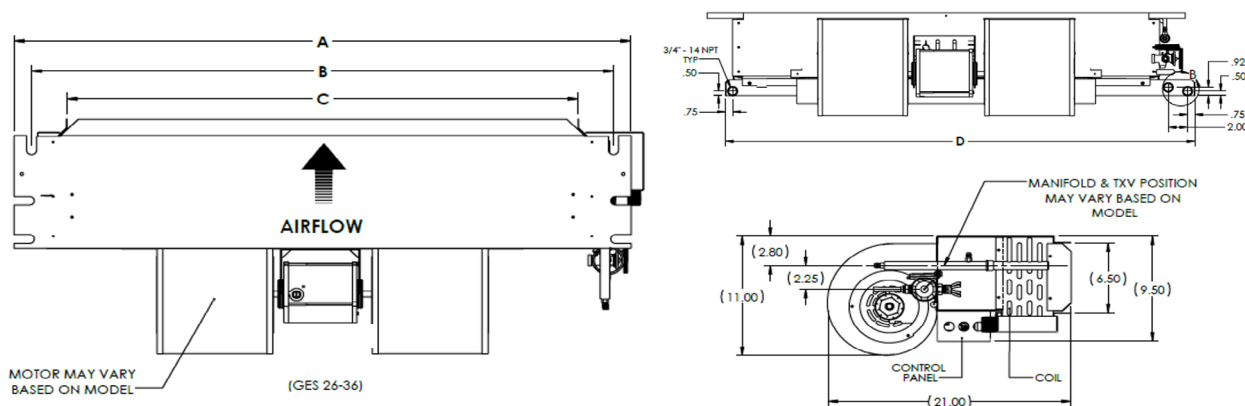
PB(S/T) - ACCESS DOOR/PANEL DIMENSIONS (In.)

PANEL MODEL	FOR USE WITH	A	B	C	D	FILTERS (QTY)
PB(S/T) 26/32	GAD-6(S/L)	63-1/2	27-1/2	61-1/2	26	2
PB(S/T) 33/37	GAD-4(S/L)	70-1/2		68-1/2		

PB(S/T) - CHASSIS DIMENSIONS (In.) - FIGURE 1

ASPENPRO MODEL	A	B	C	D	WEIGHT (LBS)	SKID QTY
PB(S/T) 26	55 [1397]	50 [1270]	42 [1060]	50 [1270]	101	8
PB(S/T) 32	55 [1397]	50 [1270]	42 [1060]	50 [1270]	121	
PB(S/T) 33/37	62 [1575]	56 [1422]	48 [1219]	56 [1422]	127	

FIGURE 1

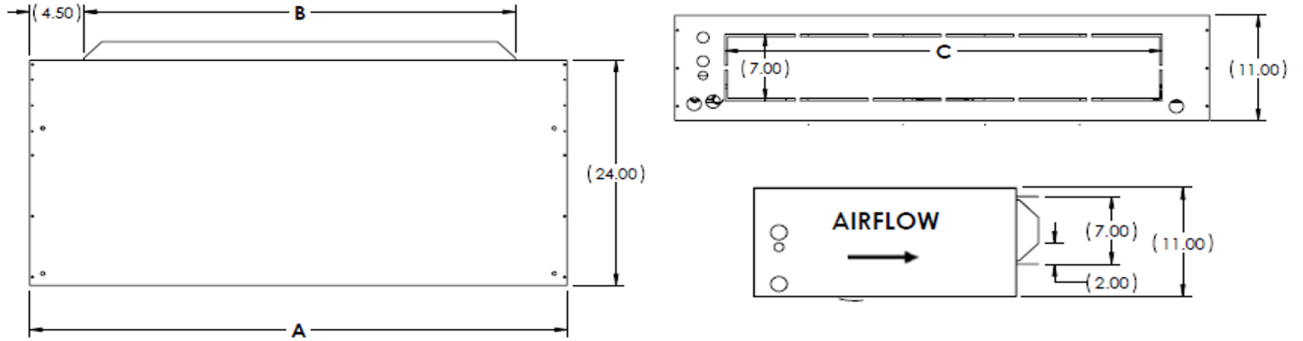


In keeping with its commitment to continuous improvement, Aspen Manufacturing reserves the right to make changes without notice and incurring obligation. To stay up-to-date with this product and Aspen's trusted line of coils, air handlers, and more, go to our website.

AP-PBS-PBT-Spec-2025-03

PB(S/T) - ENCLOSURE DIMENSIONS (In.) - FIGURE 2					
ASPENPRO MODEL	A	B	C	WEIGHT (LBS)	SKID QTY
PB(S/T) 26/30	60 [1524]	42 [1067]	47 [1194]	140	5
PB(S/T) 33/37	67 [1702]	48 [1219]	55 [1397]	170	4

FIGURE 2



In keeping with its commitment to continuous improvement, Aspen Manufacturing reserves the right to make changes without notice and incurring obligation. To stay up-to-date with this product and Aspen's trusted line of coils, air handlers, and more, go to our website.

AP-PBS-PBT-Spec-2025-03